



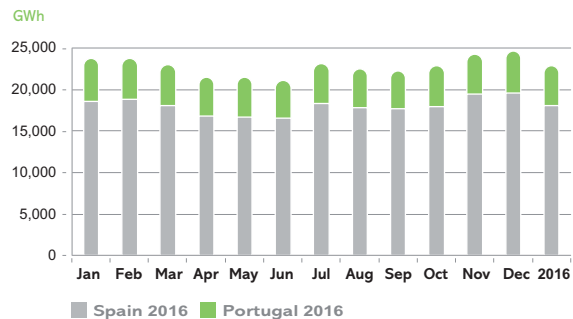
www.omie.es

Main results of the Electricity Market

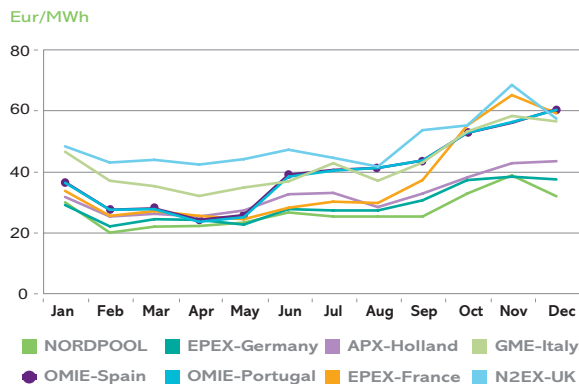


omie

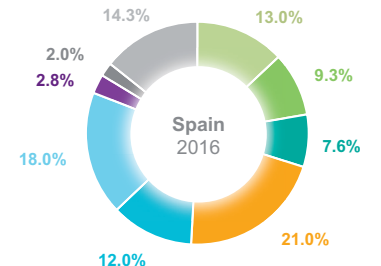
Total energy (Day-ahead and intraday markets)



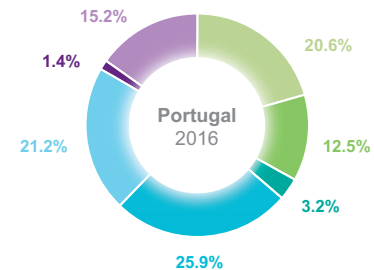
Average-monthly prices in Europe



Demand coverage by technology



- Coal
- Combined cycle
- Import
- Nuclear
- Hydraulic
- Wind power
- Photovoltaic Solar
- Thermal Solar
- Other Special Regime
- Cogeneration/Wastes/Mini Hydr



270 | **259** ^{TWh}
 2016 | 2015
Total traded energy

32 | **32** ^{TWh}
 2016 | 2015
Traded energy in Intraday Markets

1,022 | **930**
 2016 | 2015
Agents

83 | **79** %
 2016 | 2015
MIBEL Demand

11,027 | **13,420** ^{M€}
 2016 | 2015
Economic volume

Day-ahead market average price €/MWh

39.67 | **50.32**
 2016 | 2015
Spanish zone

39.44 | **50.43**
 2016 | 2015
Portuguese zone

% hours with a price difference <1€/MWh

93.4 | **98.1** %
 2016 | 2015
Spain / Portugal

33.6 | **14.9** %
 2016 | 2015
Spain / France